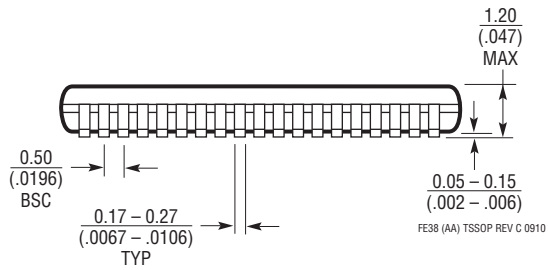
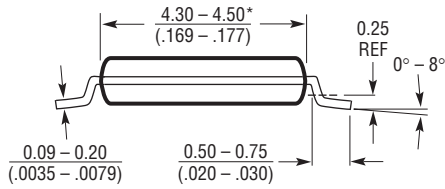
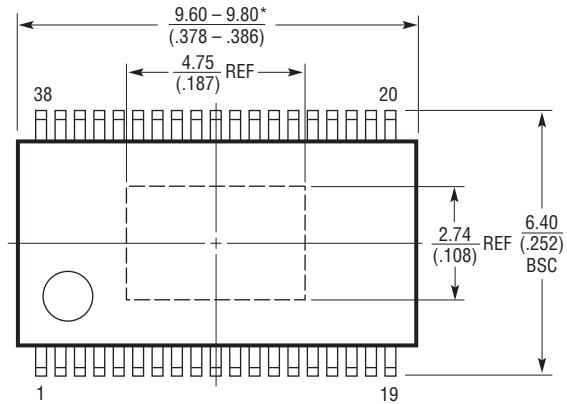
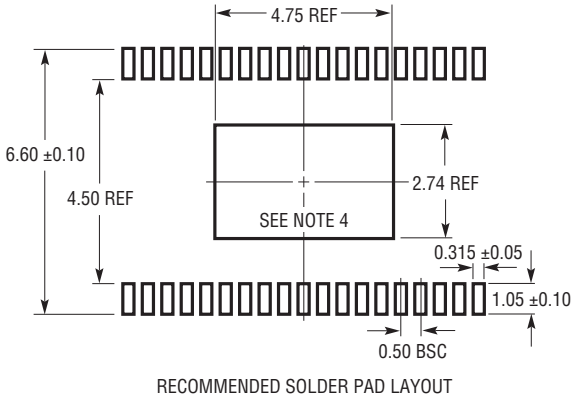


**FE Package**  
**38-Lead Plastic TSSOP (4.4mm)**  
 (Reference LTC DWG # 05-08-1772 Rev C)  
**Exposed Pad Variation AA**



**NOTE:**

- |   |  |
|---|--|
| <p>1. CONTROLLING DIMENSION: MILLIMETERS</p> <p>2. DIMENSIONS ARE IN <u>MILLIMETERS</u> (INCHES)</p> <p>3. DRAWING NOT TO SCALE</p> | <p>4. RECOMMENDED MINIMUM PCB METAL SIZE FOR EXPOSED PAD ATTACHMENT</p> <p>*DIMENSIONS DO NOT INCLUDE MOLD FLASH. MOLD FLASH SHALL NOT EXCEED 0.150mm (.006") PER SIDE</p> |
|---|--|