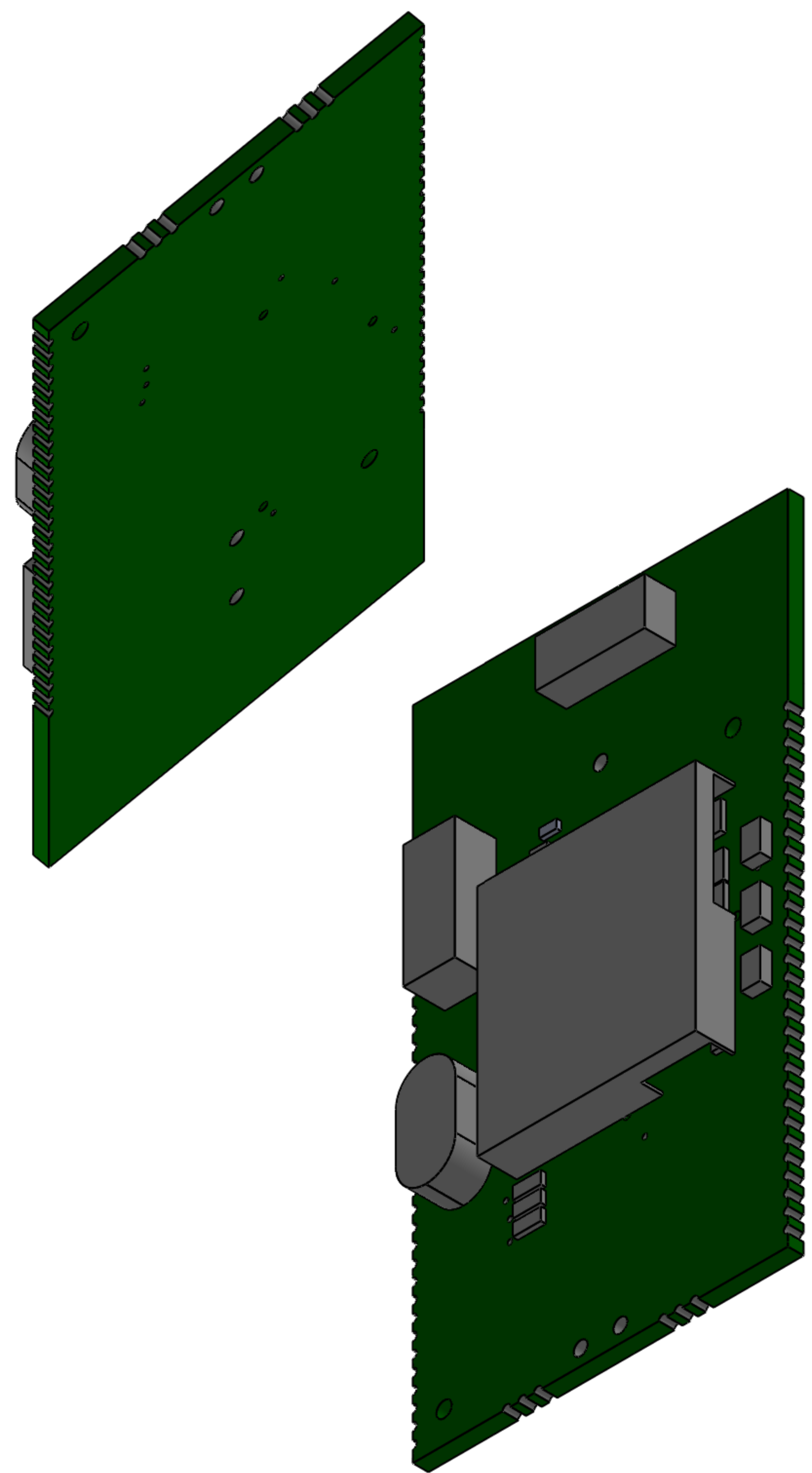
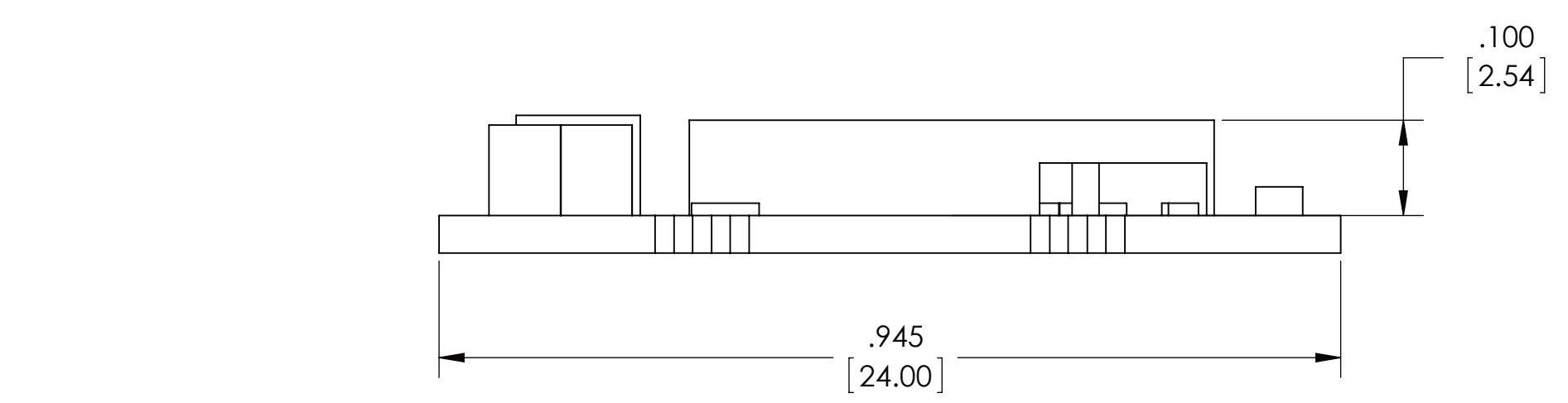
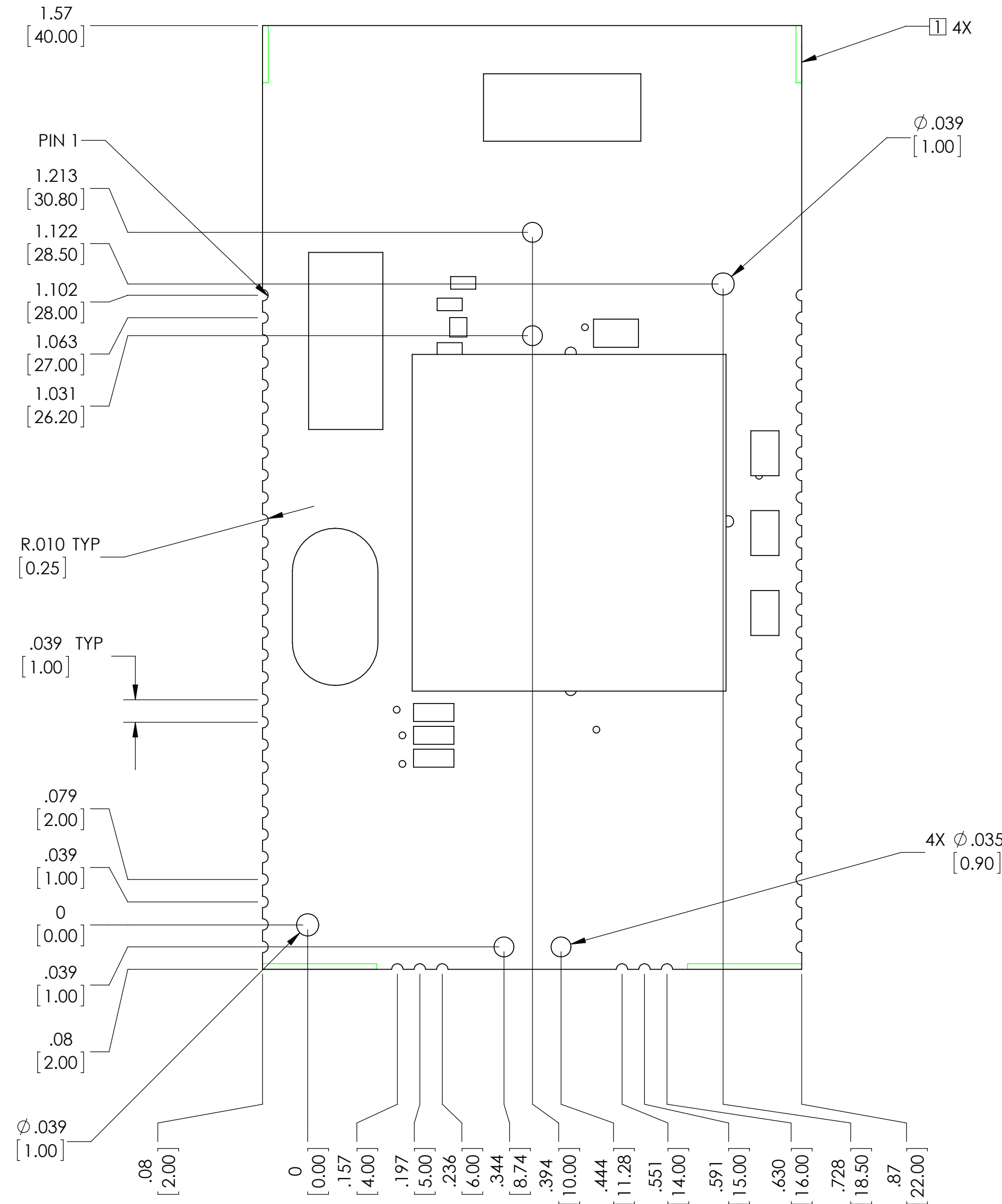
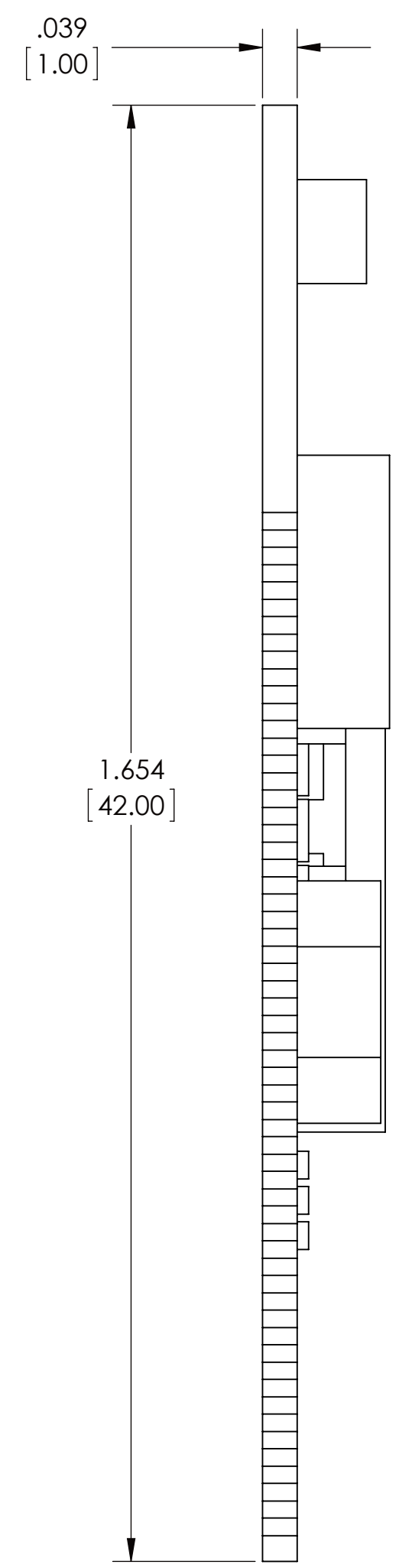


REVISIONS				
ZONE	REV	DESCRIPTION	DATE	APPROVED
	1	RELEASE PER ECO 001203	5/15/2013	
	2	MINOR CHANGES	6/5/2013	
	3	MINOR CHANGES	8/5/2013	



☐ PERFORATED BREAKAWAY TABS (MOUSE-BITES) MAY EXTEND 1MM BEYOND OUTLINE.

<p>LTC CONFIDENTIAL - FOR CUSTOMER USE ONLY</p> <p>CUSTOMER NOTICE</p> <p>LINEAR TECHNOLOGY HAS MADE A BEST EFFORT TO DESIGN A CIRCUIT THAT MEETS CUSTOMER-SUPPLIED SPECIFICATIONS; HOWEVER, IT REMAINS THE CUSTOMER'S RESPONSIBILITY TO VERIFY PROPER AND RELIABLE OPERATION IN THE ACTUAL APPLICATION. COMPONENT SUBSTITUTION AND PRINTED CIRCUIT BOARD LAYOUT MAY SIGNIFICANTLY AFFECT CIRCUIT PERFORMANCE OR RELIABILITY. CONTACT LINEAR TECHNOLOGY APPLICATIONS ENGINEERING FOR ASSISTANCE.</p>		<p>APPROVALS</p> <p>DRN BY: john STENCIL design DATE: 5/15/13</p> <p>CHK: CHECKER</p> <p>APPD: APPD.</p> <p>APPD: APPROVED</p> <p>PROJ MGR: PROGRAM MGR:</p>		<p>PROJECTION</p> <p>UNLESS OTHERWISE SPECIFIED, DIMENSIONS ARE IN INCHES (MM)</p> <p>TOLERANCES: 2' PLC 3' PLC ANGLES</p> <p>MATERIAL:</p> <p>FINISH:</p>		<p>LINEAR TECHNOLOGY 30695 HUNTWOOD AVE, HAYWARD, CA 94544</p> <p>TITLE: PCA OUTLINE DRAWING, LTP5901 REFERENCE LTC SPEC 05-08-10002 (A)</p> <p>SIZE: D DWG NO. 061-0167 REV. 3</p> <p>SCALE: 1/1 DO NOT SCALE DWG SHEET 1 OF 1</p>	
<p>THIS CIRCUIT IS PROPRIETARY TO LINEAR TECHNOLOGY AND IS SUPPLIED FOR USE WITH LINEAR TECHNOLOGY PARTS.</p>		<p>PROD. REL. DATE:</p> <p>ENGRG. MGR:</p>		<p>PROJ. REL. DATE:</p> <p>ENGRG. MGR:</p>		<p>SCALE: 1/1 DO NOT SCALE DWG SHEET 1 OF 1</p>	