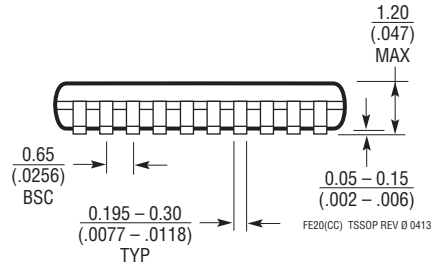
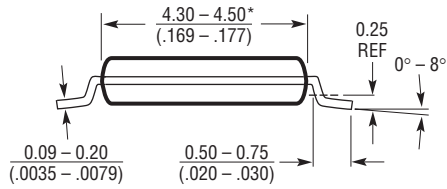
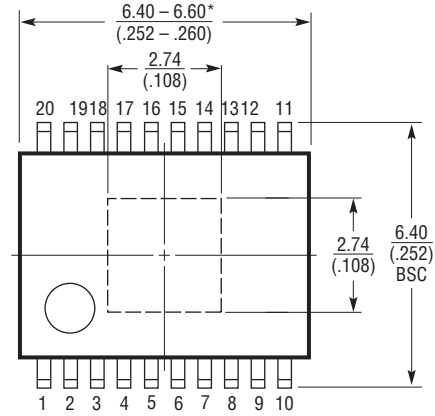
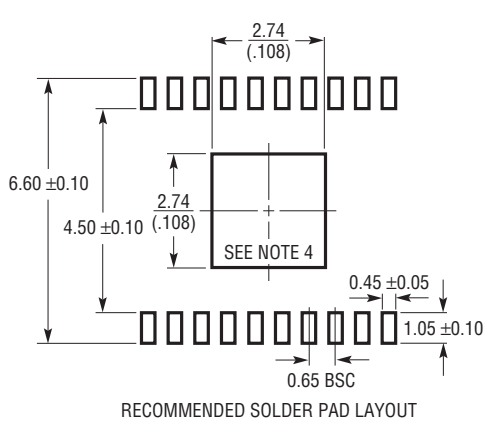


FE Package
20-Lead Plastic TSSOP (4.4mm)
 (Reference LTC DWG # 05-08-1950 Rev Ø)
Exposed Pad Variation CC



- NOTE:
- | | |
|---|--|
| <p>1. CONTROLLING DIMENSION: MILLIMETERS</p> <p>2. DIMENSIONS ARE IN $\frac{\text{MILLIMETERS}}{\text{(INCHES)}}$</p> <p>3. DRAWING NOT TO SCALE</p> | <p>4. RECOMMENDED MINIMUM PCB METAL SIZE FOR EXPOSED PAD ATTACHMENT</p> <p>*DIMENSIONS DO NOT INCLUDE MOLD FLASH. MOLD FLASH SHALL NOT EXCEED 0.150mm (.006") PER SIDE</p> |
|---|--|