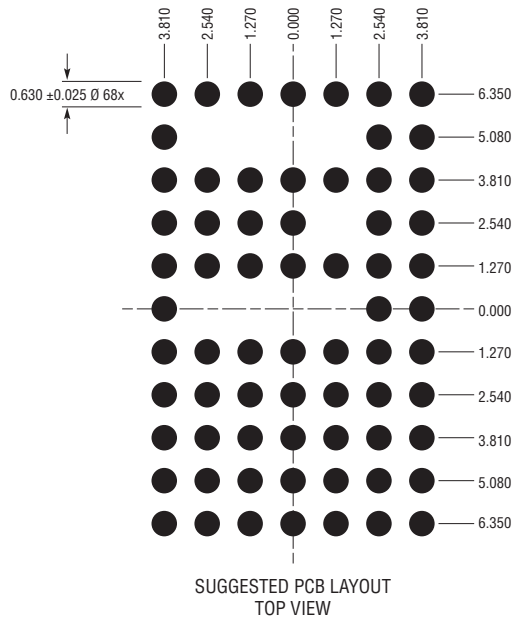
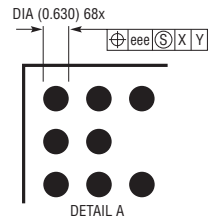
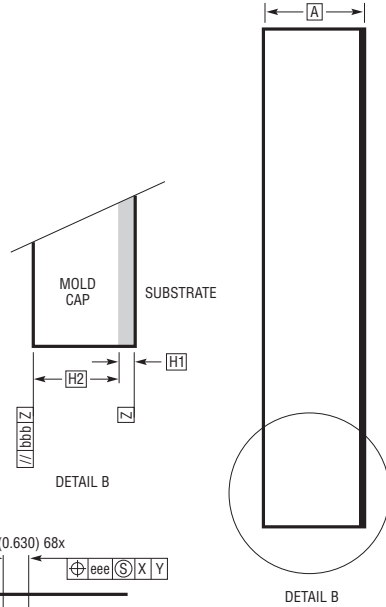
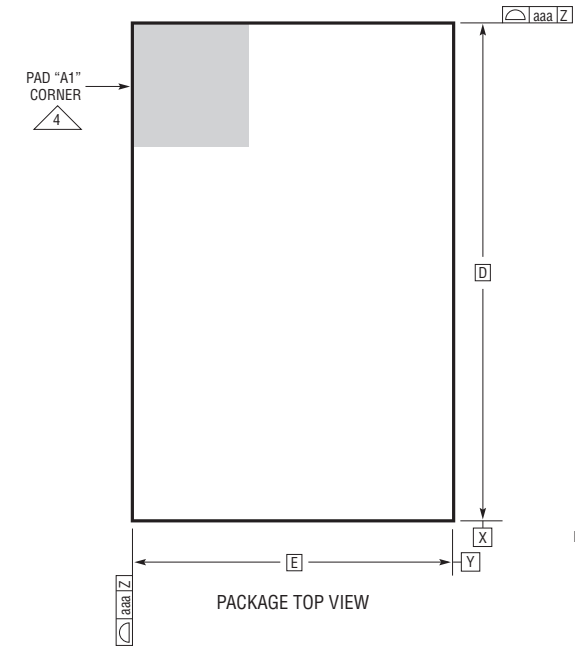
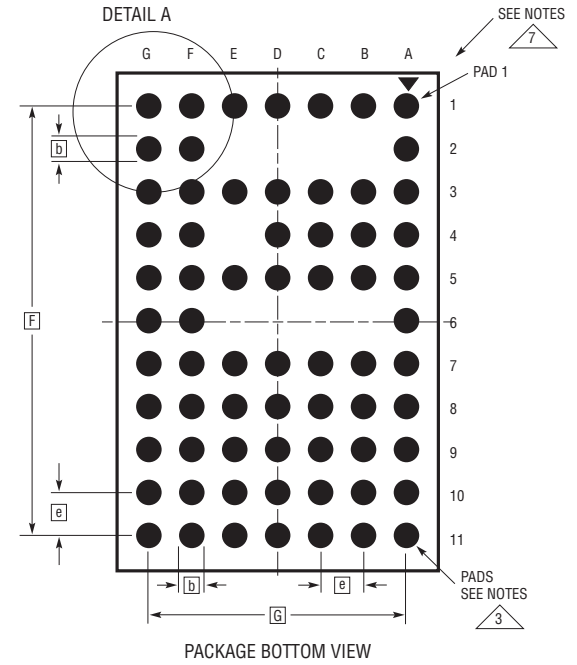


**LGA Package**  
**68-Lead (15mm × 9mm × 4.32mm)**  
 (Reference LTC DWG# 05-08-1893 Rev B)



DIMENSIONS				
SYMBOL	MIN	NOM	MAX	NOTES
A	4.22	4.32	4.42	
b	0.60	0.63	0.66	
D	15.00			
E	9.00			
e	1.27			
F	12.70			
G	7.62			
H1	0.27	0.32	0.37	
H2	3.95	4.00	4.05	
aaa			0.15	
bbb			0.10	
eee			0.05	
TOTAL NUMBER OF LGA PADS: 68				



- NOTES:
- DIMENSIONING AND TOLERANCING PER ASME Y14.5M-1994
  - ALL DIMENSIONS ARE IN MILLIMETERS
  - LAND DESIGNATION PER JESD MO-222
  - DETAILS OF PAD #1 IDENTIFIER ARE OPTIONAL, BUT MUST BE LOCATED WITHIN THE ZONE INDICATED. THE PAD #1 IDENTIFIER MAY BE EITHER A MOLD OR MARKED FEATURE
  - PRIMARY DATUM -Z- IS SEATING PLANE
  - THE TOTAL NUMBER OF PADS: 68
  - PACKAGE ROW AND COLUMN LABELING MAY VARY AMONG μModule PRODUCTS. REVIEW EACH PACKAGE LAYOUT CAREFULLY

