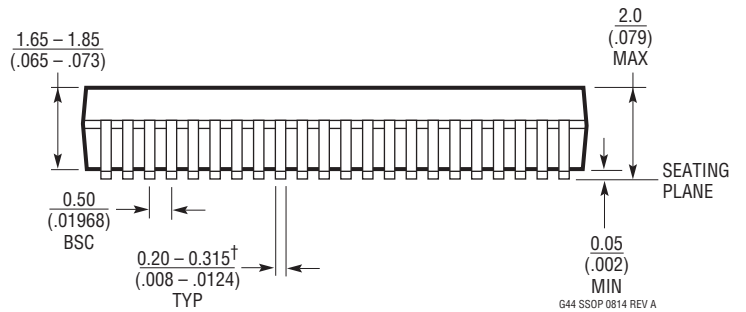
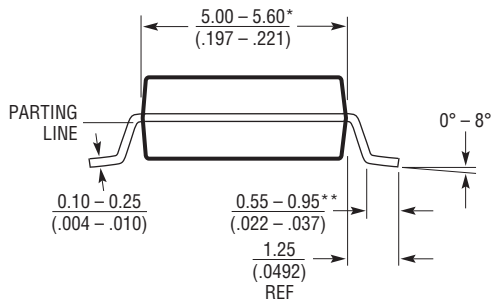
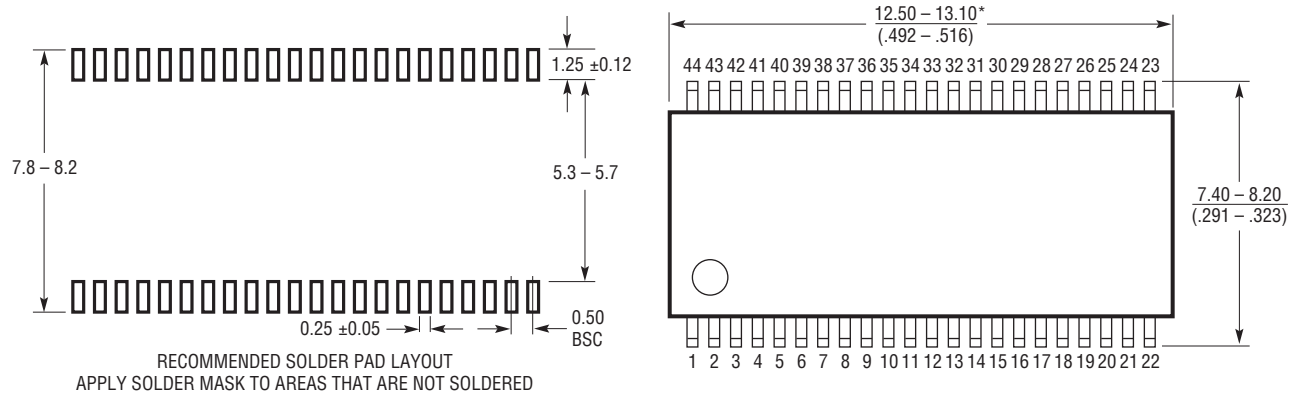


**G Package**  
**44-Lead Plastic SSOP (5.3mm)**  
 (Reference LTC DWG # 05-08-1754 Rev A)



G44 SSOP 0814 REV A

- NOTE:
1. DRAWING IS NOT A JEDEC OUTLINE
  2. CONTROLLING DIMENSION: MILLIMETERS
  3. DIMENSIONS ARE IN MILLIMETERS (INCHES)
  4. DRAWING NOT TO SCALE
  5. FORMED LEADS SHALL BE PLANAR WITH RESPECT TO ONE ANOTHER WITHIN 0.08mm AT SEATING PLANE

- \*DIMENSIONS DO NOT INCLUDE MOLD FLASH OR PROTRUSIONS, BUT DO INCLUDE MOLD MISMATCH AND ARE MEASURED AT THE PARTING LINE. MOLD FLASH SHALL NOT EXCEED .15mm PER SIDE
- \*\*LENGTH OF LEAD FOR SOLDERING TO A SUBSTRATE
- †THE MAXIMUM DIMENSION DOES NOT INCLUDE DAMBAR PROTRUSIONS. DAMBAR PROTRUSIONS DO NOT EXCEED 0.13mm PER SIDE