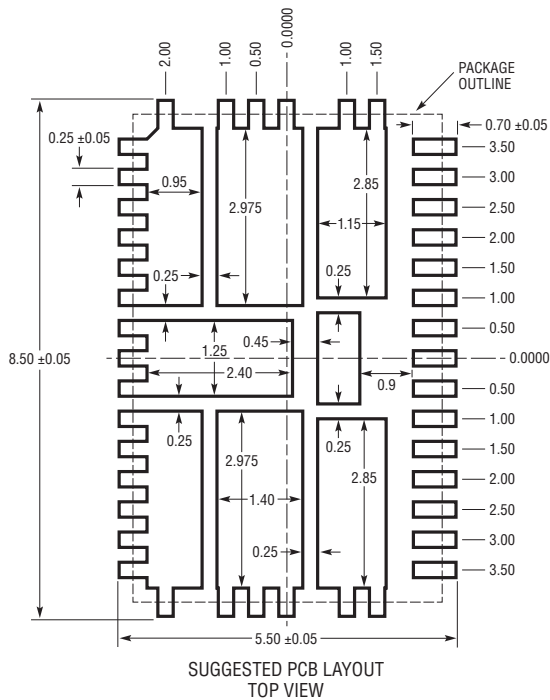
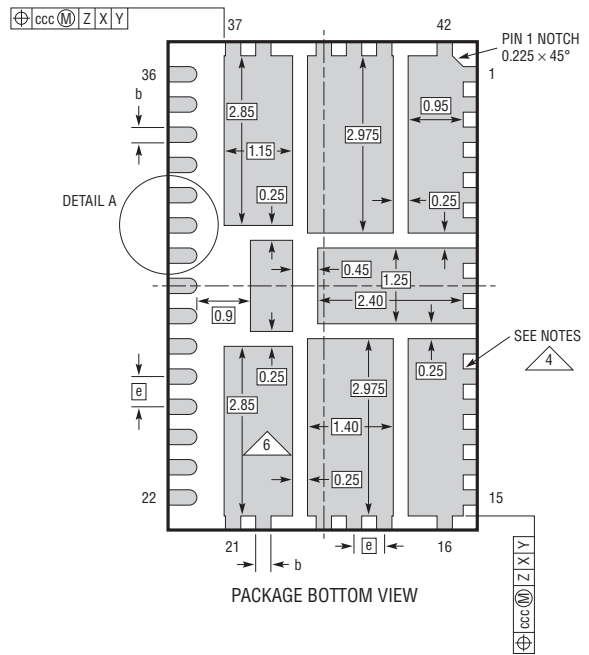
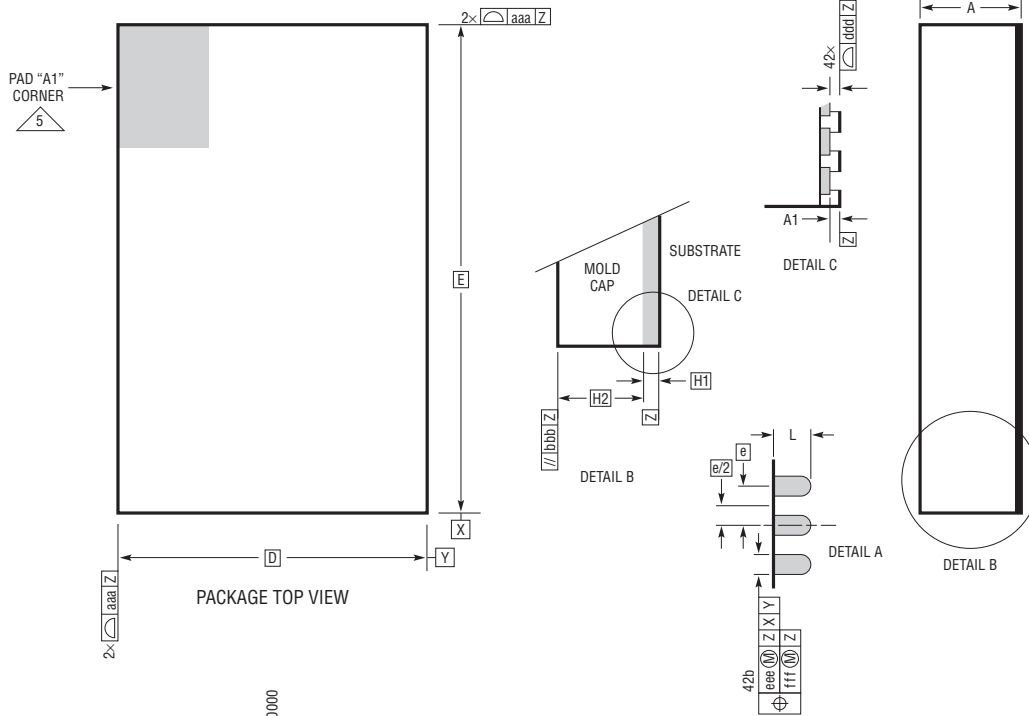


LQFN Package
42-Lead (8mm × 5mm × 0.75mm)
 (Reference LTC DWG # 05-08-1571 Rev 0)



DIMENSIONS				
SYMBOL	MIN	NOM	MAX	NOTES
A	0.65	0.75	0.85	
A1	0.01	0.02	0.03	
L	0.30	0.40	0.50	
b	0.22	0.25	0.28	
D		5.00		
E		8.00		
e		0.50		
H1		0.24		
H2		0.50		
aaa			0.10	
bbb			0.10	
ddd			0.10	
eee			0.15	
fff			0.08	

- NOTES:
- DIMENSIONING AND TOLERANCING PER ASME Y14.5M-1994
 - ALL DIMENSIONS ARE IN MILLIMETERS
 - PRIMARY DATUM -Z- IS SEATING PLANE
 - METAL FEATURES UNDER THE SOLDER MASK OPENING NOT SHOWN SO AS NOT TO OBSCURE THESE TERMINALS AND HEAT FEATURES
 - DETAILS OF PAD #1 IDENTIFIER ARE OPTIONAL, BUT MUST BE LOCATED WITHIN THE ZONE INDICATED. THE PAD #1 IDENTIFIER MAY BE EITHER A MOLD OR MARKED FEATURE
 - THE EXPOSED HEAT FEATURE IS SEGMENTED AND ARRANGED IN A MATRIX FORMAT. IT MAY HAVE OPTIONAL CORNER RADII ON EACH SEGMENT

