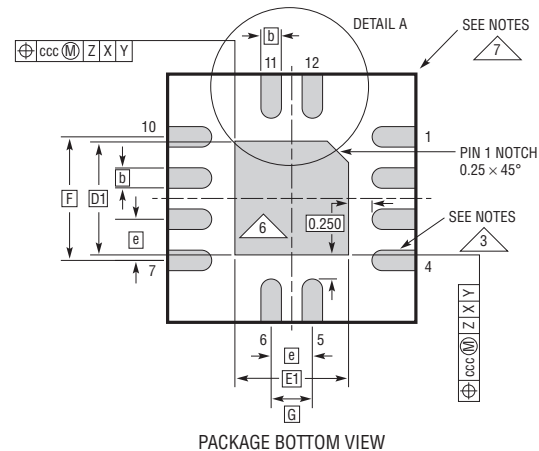
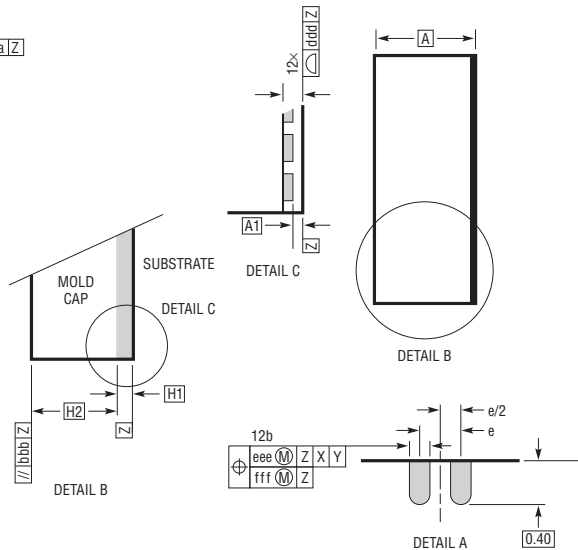
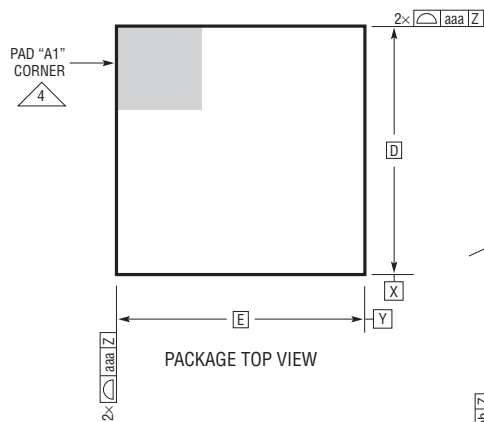
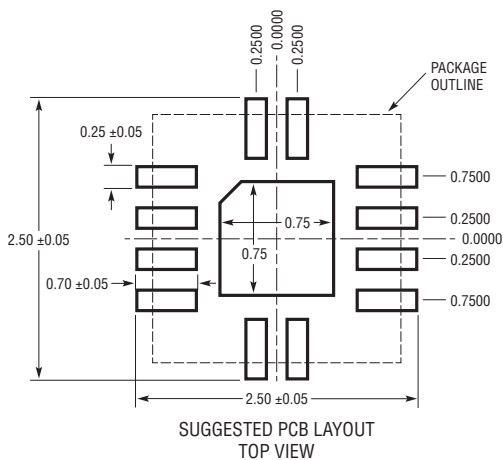


LGA Package
12-Lead (2mm × 2mm × 0.75mm)
 (Reference LTC DWG # 05-08-1530 Rev 0)



- NOTES:**
1. DIMENSIONING AND TOLERANCING PER ASME Y14.5M-1994
 2. ALL DIMENSIONS ARE IN MILLIMETERS

3. METAL FEATURES UNDER THE SOLDER MASK OPENING NOT SHOWN SO AS NOT TO OBSCURE THESE TERMINIALS AND HEAT FEATURES
4. DETAILS OF PAD #1 IDENTIFIER ARE OPTIONAL, BUT MUST BE LOCATED WITHIN THE ZONE INDICATED. THE PAD #1 IDENTIFIER MAY BE EITHER A MOLD OR MARKED FEATURE
5. PRIMARY DATUM -Z- IS SEATING PLANE
6. THE EXPOSED HEAT FEATURE MAY HAVE OPTIONAL CORNER RADII
7. PACKAGE ROW AND COLUMN LABELING MAY VARY AMONG PRODUCTS. REVIEW EACH PACKAGE LAYOUT CAREFULLY



DIMENSIONS				
SYMBOL	MIN	NOM	MAX	NOTES
A	0.66	0.75	0.84	
A1	0.02	0.03	0.04	
b	0.22	0.25	0.28	
D		2.00		
E		2.00		
e		0.50		
F		1.50		
G		0.50		
D1		0.75		
E1		0.75		
H1	0.16	0.20	0.24	
H2	0.50	0.55	0.60	
aaa			0.10	
bbb			0.10	
ccc			0.08	
ddd			0.10	
eee			0.15	
fff			0.08	

TOTAL NUMBER OF LGA PADS: 12

