
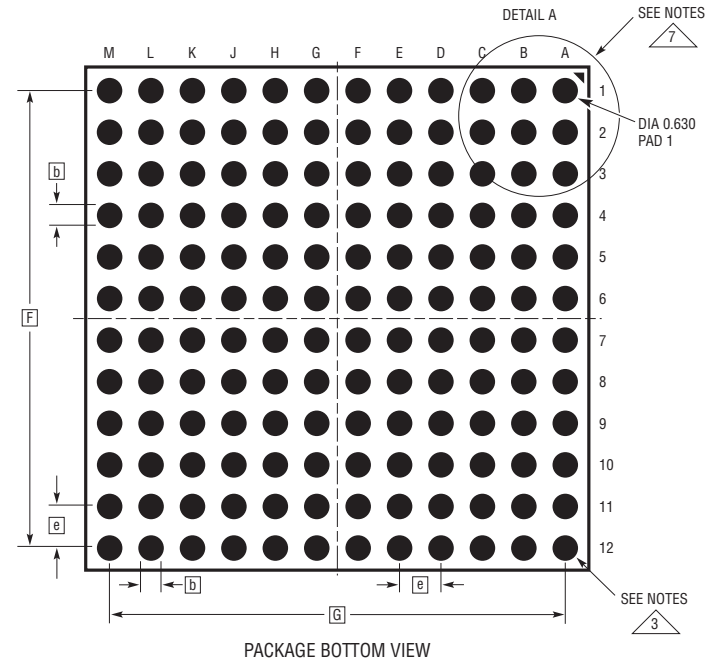
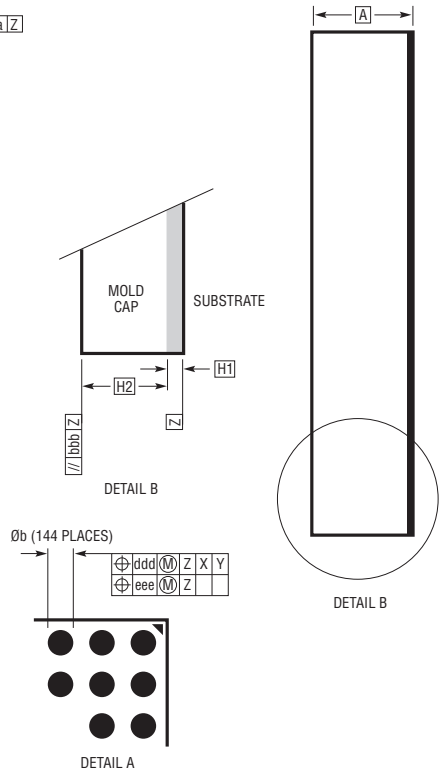
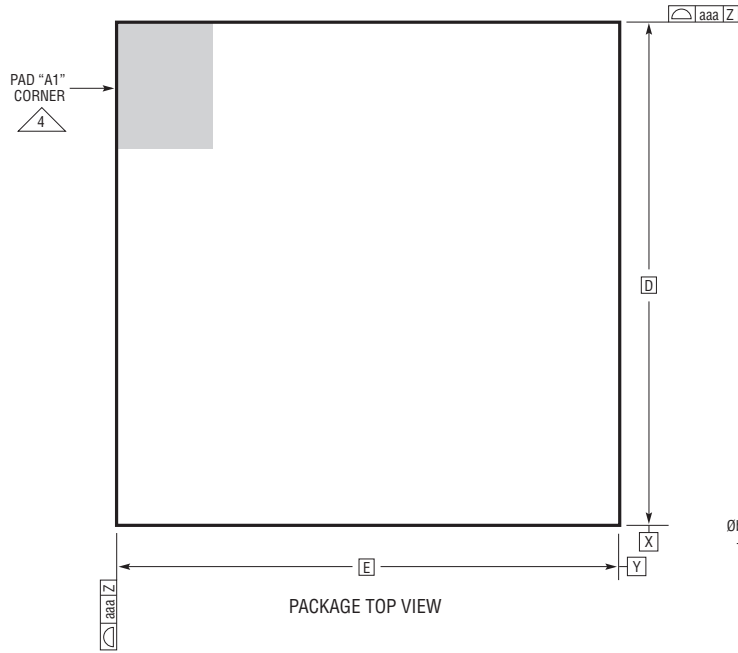


LGA Package
144-Lead (16mm × 16mm × 1.91mm)
 (Reference LTC DWG # 05-08-1504 Rev A)



DIMENSIONS				
SYMBOL	MIN	NOM	MAX	NOTES
A	1.81	1.91	2.01	
b	0.60	0.63	0.66	
D		16.0		
E		16.0		
e		1.27		
F		13.97		
G		13.97		
H1	0.36	0.41	0.46	
H2	1.45	1.50	1.55	
aaa			0.15	
bbb			0.10	
eee			0.05	

TOTAL NUMBER OF LGA PADS: 144

- NOTES:
1. DIMENSIONING AND TOLERANCING PER ASME Y14.5M-1994
 2. ALL DIMENSIONS ARE IN MILLIMETERS
 3. LAND DESIGNATION PER JESD MO-222, SPP-010
 4. DETAILS OF PAD #1 IDENTIFIER ARE OPTIONAL, BUT MUST BE LOCATED WITHIN THE ZONE INDICATED. THE PAD #1 IDENTIFIER MAY BE EITHER A MOLD OR MARKED FEATURE
 5. PRIMARY DATUM -Z- IS SEATING PLANE
 6. THE TOTAL NUMBER OF PADS: 144
7. PACKAGE ROW AND COLUMN LABELING MAY VARY AMONG μ Module PRODUCTS. REVIEW EACH PACKAGE LAYOUT CAREFULLY

