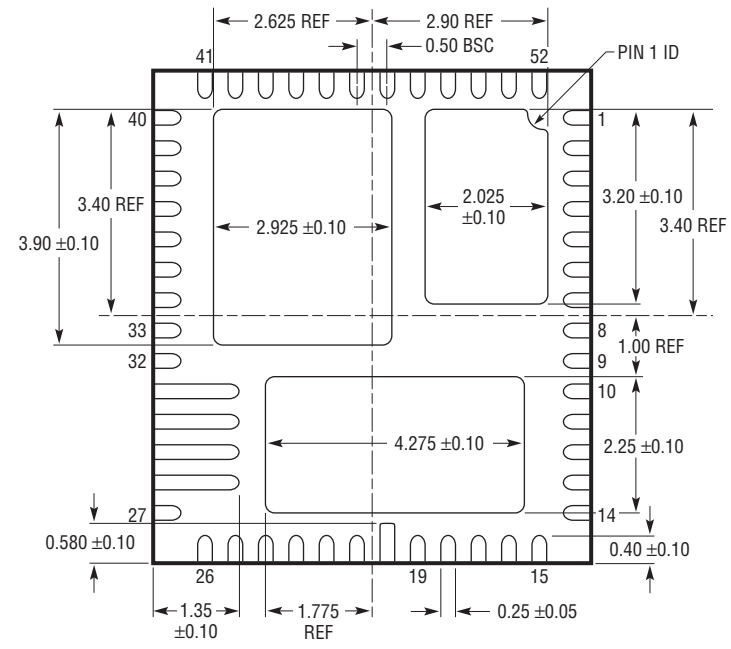
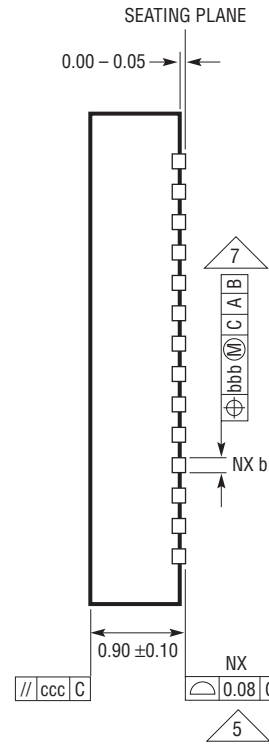
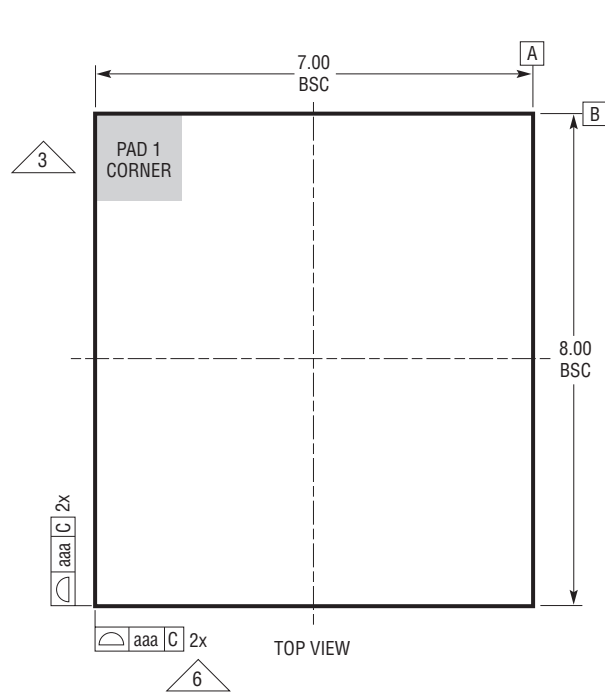
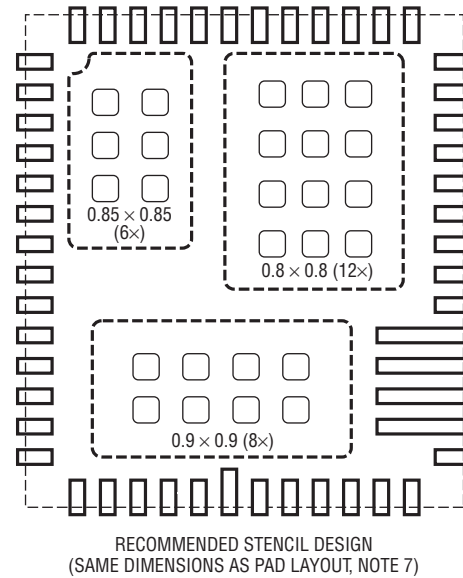
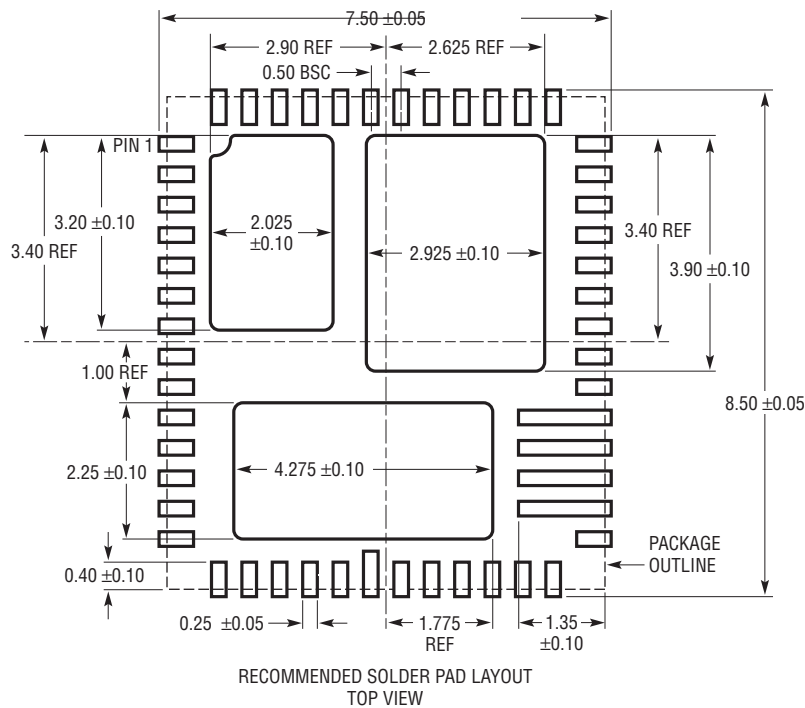


WKG Package
52-Lead QFN Multipad (7mm × 8mm)
 (Reference LTC DWG # 05-08-1768 Rev B)



WKG52 QFN REV B 1013



- NOTE:
1. DIMENSIONING AND TOLERANCING CONFORM TO ASME Y14.5M-1994
 2. ALL DIMENSIONS ARE IN MILLIMETERS, ANGLES ARE IN DEGREES (°)
 3. THE LOCATION OF THE TERMINAL #1 IDENTIFIER AND TERMINAL NUMBERING CONVENTION CONFORMS TO JEDEC PUBLICATION 95 SPP-002
 4. DIMENSION b APPLIES TO METALLIZED TERMINAL AND IS MEASURED BETWEEN 0.20mm AND 0.30mm FROM THE TERMINAL TIP. IF THE TERMINAL HAS THE OPTIONAL RADIUS ON THE OTHER END OF THE TERMINAL, THE DIMENSION b SHOULD NOT BE MEASURED IN THAT RADIUS AREA.
 5. COPLANARITY APPLIES TO THE TERMINALS AND ALL OTHER SURFACE METALLIZATION
 6. DRAWING SHOWN ARE FOR ILLUSTRATION ONLY

| SYMBOL | TOLERANCE |
|--------|-----------|
| aaa | 0.15 |
| bbb | 0.10 |
| ccc | 0.10 |

7. PAD LAYOUT AND SETNCL LAYOUT AS GUIDE LINE ONLY. DRAWING NOT TO SCALE