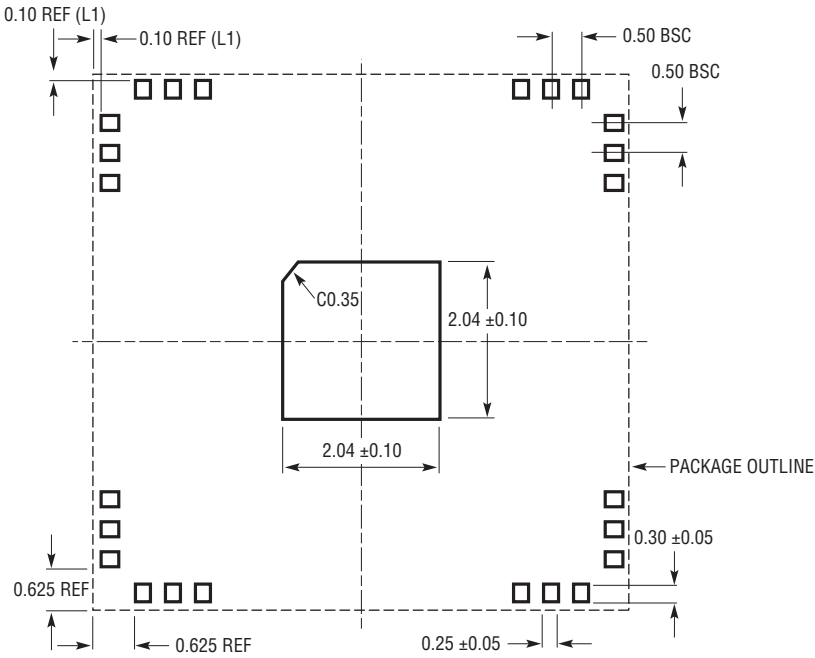
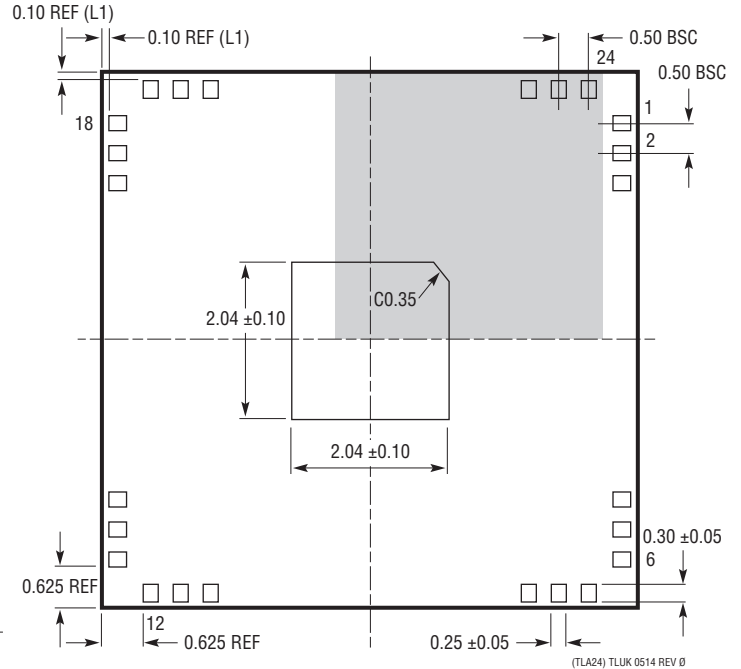
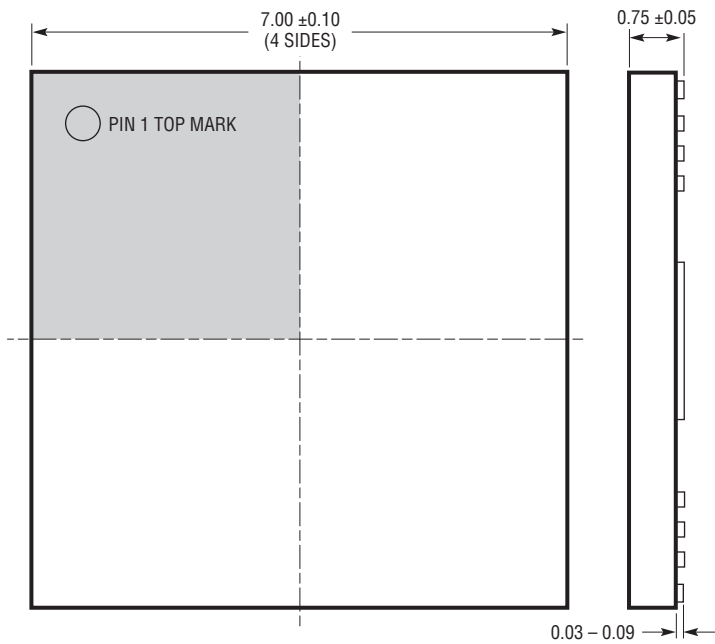


TLUK Package
24-Lead Plastic TLA QFN (7mm × 7mm)
 (Reference LTC DWG # 05-08-1981 Rev 0)



RECOMMENDED SOLDER PAD PITCH AND DIMENSIONS
 APPLY SOLDER MASK TO AREAS THAT ARE NOT SOLDERED



BOTTOM VIEW—EXPOSED PAD

(TLA24) TLUK 0514 REV 0

- NOTE:
1. ALL DIMENSIONS ARE IN mm. ANGLES IN DEGREES
 2. COPLANARITY APPLIES TO THE EXPOSED PAD AS WELL AS THE TERMINALS
 COPLANARITY SHALL NOT EXCEED 0.08mm
 3. WARPAGE SHALL NOT EXCEED 0.10mm
 4. PACKAGE LENGTH/PACKAGE WIDTH ARE CONSIDERED AS SPECIAL CHARACTERISTIC (S)
 5. (L1), PULL BACK OF THE TERMINAL SHALL NOT BELOW 0.01mm
 6. FRAME STOCK# FK0024 (SELECTIVE PPF), UTL PKG CODE ST-700E700B024P