

DESIGN NOTES

RS232 Transceiver with Automatic Power Shutdown Control

Design Note 30

Sean Gold

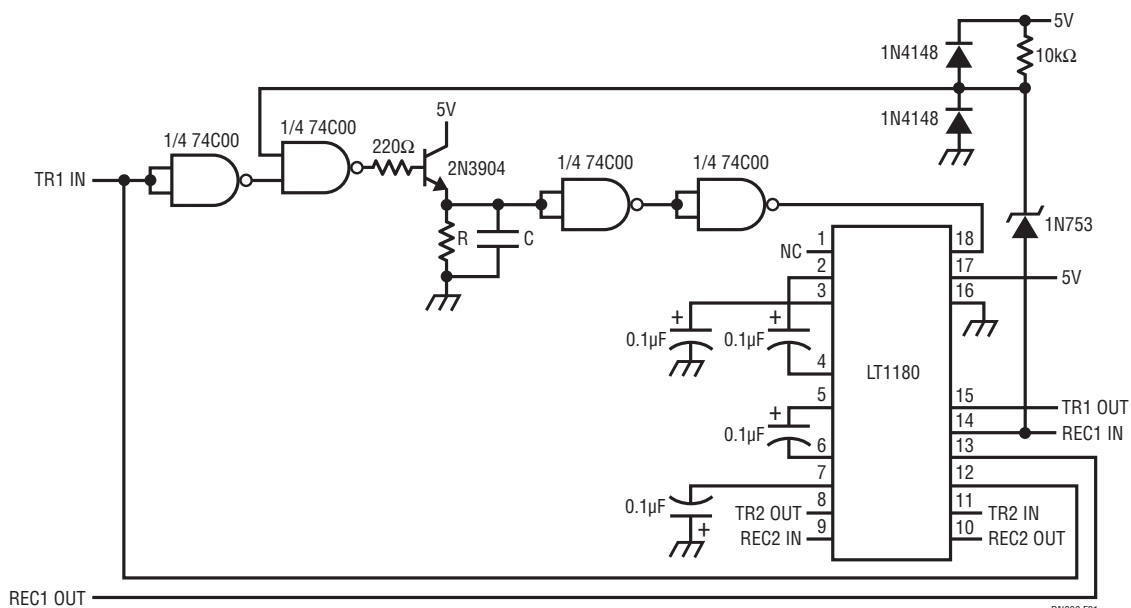
The LT®1180/81 RS232 transceivers with on-chip charge pumps offer some unique features that greatly enhance serial interface performance. Like the LT1080 and LT1130 series transceivers, the LT1180 is fully compliant with all RS232 specifications. The LT1180 is unique since it utilizes a charge pump which oscillates at 150kHz to 200kHz – about twice the frequency of the standard transceivers. In addition to providing excellent current delivery capability, the high speed charge pump can operate with storage capacitors as small as 0.1μF.

Reducing storage capacitor size to 0.1μF shrinks board space, thereby lowering production costs. Small capacitors also shorten the transceiver turn-on time to less than 200μs, which makes the LT1180 ideal for applications which must address the RS232 transceiver

quickly. The interface described here takes advantage of fast turn-on to reduce power dissipation.

The circuit shown in Figure 1 automatically shuts down when there is no data flow through the interface. A data stream on either the RS232 or logic inputs activates the transceiver. The data must begin with a logic 1 preamble, and the data stream must contain a sufficient number of 1's to keep the transceiver active. The preamble may be as short as 50μs. Alternatively, the input to the Automatic SHUTDOWN circuit could be an RS232 handshake signal, such as Data Set Ready (DSR) or Clear to Send (CTS), which remain high during

LT, LT, LTC, LTM, Linear Technology and the Linear logo are registered trademarks of Linear Technology Corporation. All other trademarks are the property of their respective owners.



NOTE 1: SELECT RC BASED ON CLOCK SPEED AND REQUIRED DROP OUT TIME
 $T = RC \approx 2 \cdot \text{TDROPOUT}$. FOR THIS EXAMPLE, $R = 100K\Omega$ AND $C = 1\mu F$
 C SHOULD NOT EXCEED $1\mu F$ UNLESS THE 2N3904 CURRENT LIMITED
 WITH A COLLECTOR RESISTOR

Figure 1. Fast Turn-On Transceiver with Automatic SHUTDOWN Control

the data transfer. The LT1180's 200 μ s turn-on delay does not limit the data rate in the transceiver. Once the LT1180 is active, it can process data at the maximum 100k baud data rate.

A peak detector senses data flow. The extra CMOS gates are buffers which ensure the time constant is relatively independent of input signal level. The drop out time, i.e. the duration of inactivity prior to SHUTDOWN, is approximately 0.5RC. More specifically, drop out occurs when the voltage on the peak detector decays from $V_{CC} - 0.7V$ to the logic switch point of $V_{CC}/2$. The RS232 input to the control circuit is clamped to

protect the logic inputs. The zener diode, D3, forces the turn-on threshold on the RS232 side to $-3.5V$, which prevents the transceiver from turning on when the cable is grounded.

Figures 2 through 4 demonstrate the automatic SHUT-DOWN control's response to logic and RS232 signals, as well as zero data flow. The minimum pulse width is 50 μ s and the drop out time is set to 50ms. The power supply outputs – the lower two traces in Figures 2 and 3 – become active in less than 200 μ s. When active, the circuit consumes 16mA of quiescent current. In SHUTDOWN state, the Q-current drops to 50 μ A.

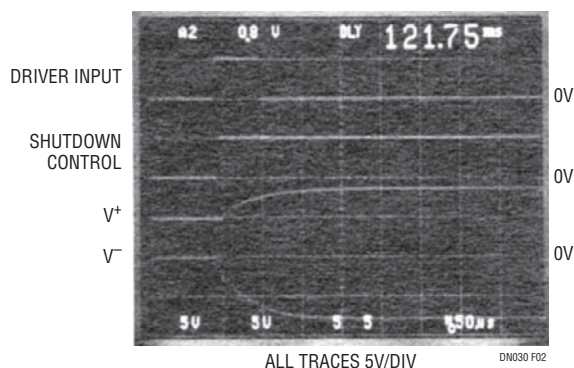


Figure 2. Transceiver Turn-On Via Logic Input

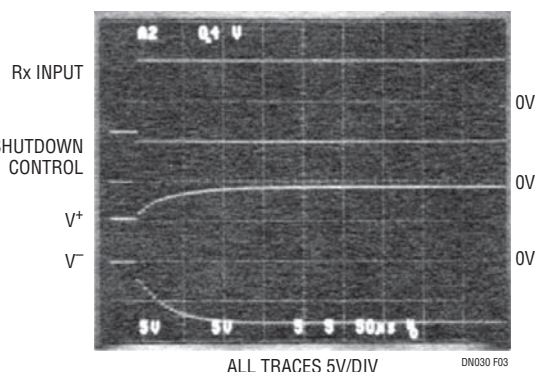


Figure 3. Transceiver Turn-On Via Receiver Input

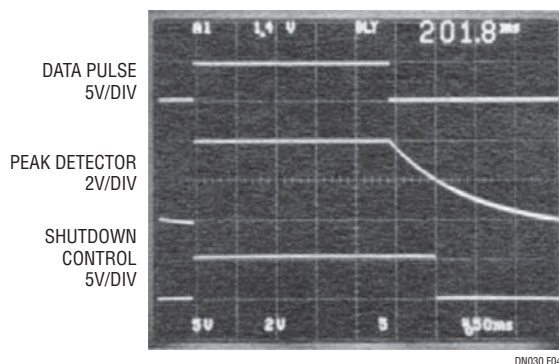


Figure 4. SHUTDOWN After 50ms Without Data Transmission

Data Sheet Download

www.linear.com

For applications help,
call (408) 432-1900

Linear Technology Corporation
1630 McCarthy Blvd., Milpitas, CA 95035-7417
(408) 432-1900 • FAX: (408) 434-0507 • www.linear.com

dn30f_conv IM/GP 1289 165K • PRINTED IN THE USA

LINEAR
TECHNOLOGY
© LINEAR TECHNOLOGY CORPORATION 1989