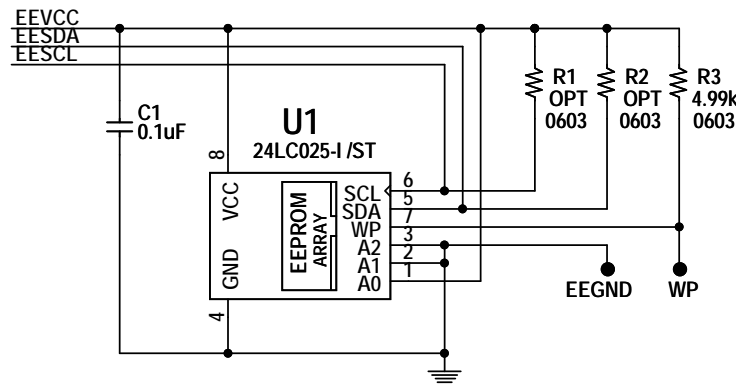
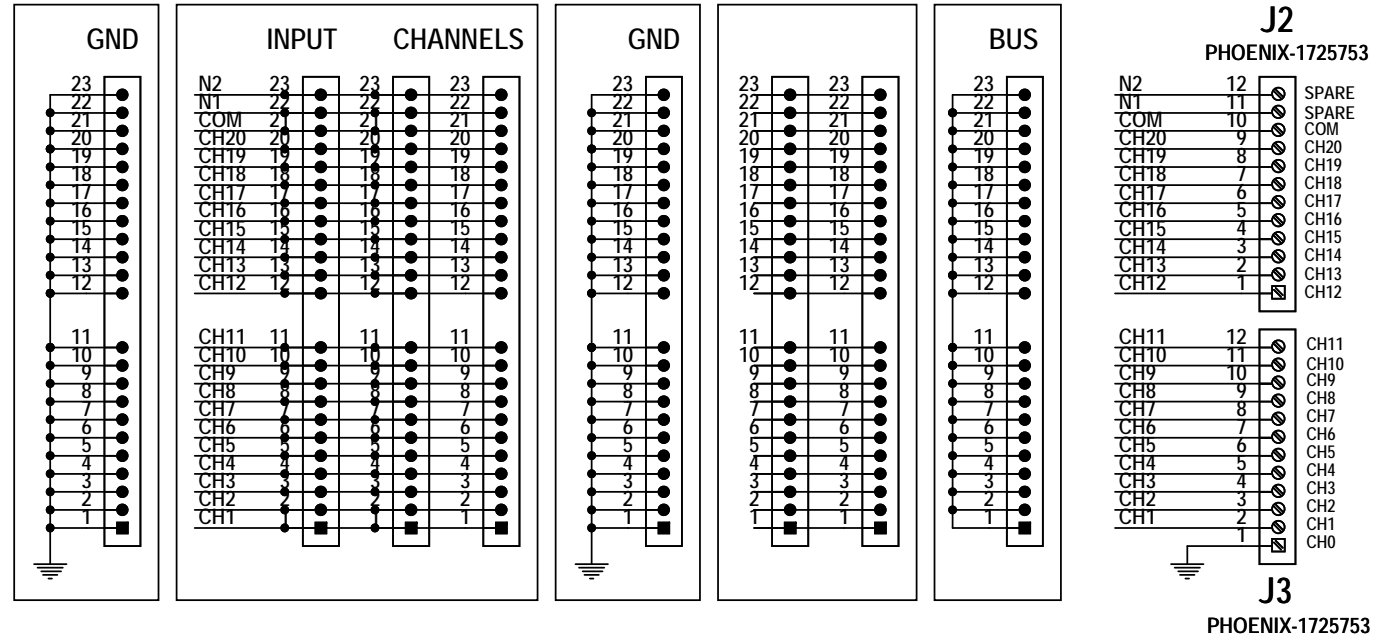
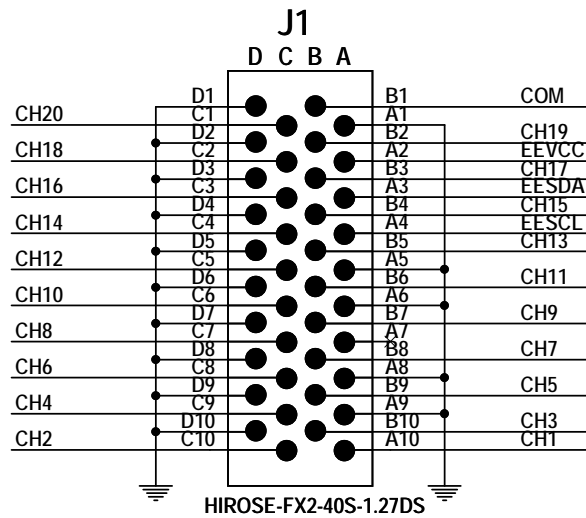


REVISION HISTORY				
ECO	REV	DESCRIPTION	APPROVED	DATE
—	1	1ST PROTOTYPE	MARK T.	05-22-14



NOTE: UNLESS OTHERWISE SPECIFIED

1. ALL CAPACITORS ARE IN MICROFARADS, 0603.
2. ALL RESISTORS ARE IN OHMS, THROUGH HOLE.

## CUSTOMER NOTICE

LINEAR TECHNOLOGY HAS MADE A BEST EFFORT TO DESIGN A CIRCUIT THAT MEETS CUSTOMER-SUPPLIED SPECIFICATIONS; HOWEVER, IT REMAINS THE CUSTOMER'S RESPONSIBILITY TO VERIFY PROPER AND RELIABLE OPERATION IN THE ACTUAL APPLICATION. COMPONENT SUBSTITUTION AND PRINTED CIRCUIT BOARD LAYOUT MAY SIGNIFICANTLY AFFECT CIRCUIT PERFORMANCE OR RELIABILITY. CONTACT LINEAR TECHNOLOGY APPLICATIONS ENGINEERING FOR ASSISTANCE.

THIS CIRCUIT IS PROPRIETARY TO LINEAR TECHNOLOGY AND SUPPLIED FOR USE WITH LINEAR TECHNOLOGY PARTS.

## APPROVALS

PCB DES.	KIM T.
APP ENG.	MARK T.

SCALE = NONE



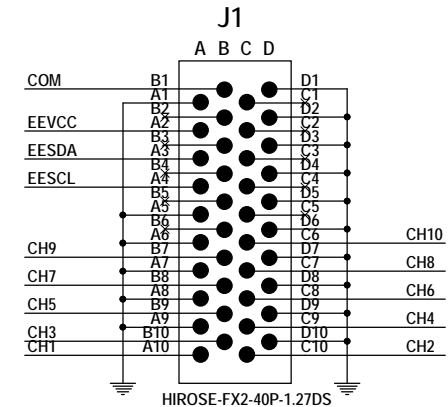
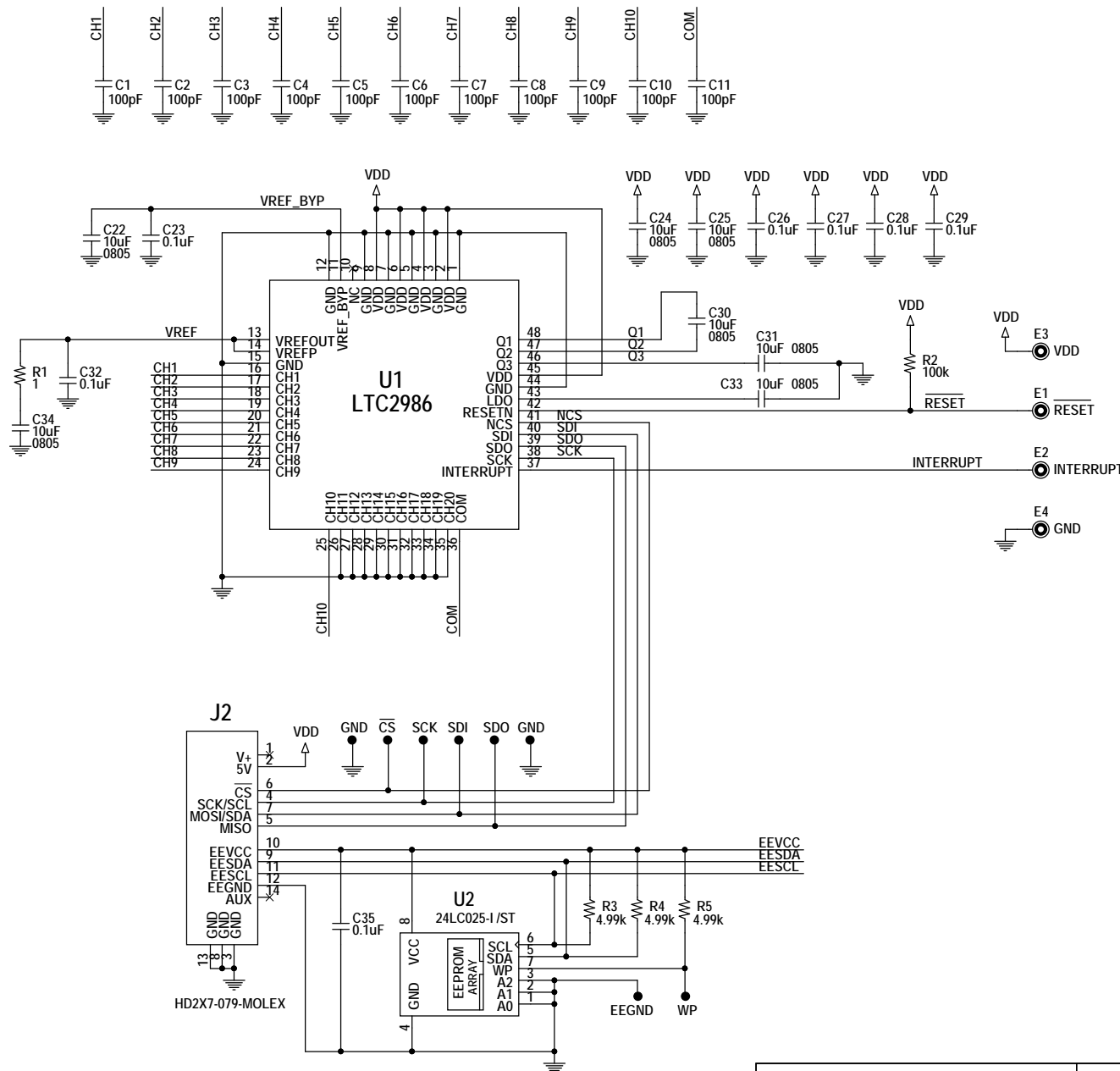
1630 McCarthy Blvd.  
Milpitas, CA 95035  
Phone: (408)432-1900 www.linear.com  
Fax: (408)434-0507  
LTC Confidential-For Customer Use Only

TITLE: SCHEMATIC

## EXPERIMENTER BOARD

SIZE N/A	IC NO. DEMO CIRCUIT 2210A	REV. 1
DATE:	05/22/2014, 09:27 AM	SHEET 1 OF 1

REVISION HISTORY				
ECO	REV	DESCRIPTION	APPROVED	DATE
—	1	PRODUCTION	MIKE M.	02-16-16



**NOTE: UNLESS OTHERWISE SPECIFIED**

1. ALL CAPACITORS ARE IN MICROFARADS, 0603.
2. ALL RESISTOR ARE IN OHMS, 0603.

### CUSTOMER NOTICE

LINEAR TECHNOLOGY HAS MADE A BEST EFFORT TO DESIGN A CIRCUIT THAT MEETS CUSTOMER-SUPPLIED SPECIFICATIONS; HOWEVER, IT REMAINS THE CUSTOMER'S RESPONSIBILITY TO VERIFY PROPER AND RELIABLE OPERATION IN THE ACTUAL APPLICATION. COMPONENT SUBSTITUTION AND PRINTED CIRCUIT BOARD LAYOUT MAY SIGNIFICANTLY AFFECT CIRCUIT PERFORMANCE OR RELIABILITY. CONTACT LINEAR TECHNOLOGY APPLICATIONS ENGINEERING FOR ASSISTANCE.

THIS CIRCUIT IS PROPRIETARY TO LINEAR TECHNOLOGY AND SUPPLIED FOR USE WITH LINEAR TECHNOLOGY PARTS.

### APPROVALS

PCB DES.	KIM T.
APP ENG.	MIKE M.
SCALE = NONE	



1630 McCarthy Blvd.  
Milpitas, CA 95035  
Phone: (408)432-1900 www.linear.com  
Fax: (408)434-0507  
LTC Confidential-For Customer Use Only

TITLE: SCHEMATIC		24-BIT PRECISION DIGITAL TEMPERATURE MEASUREMENT SYSTEM, NEW UNIVERSAL AND PROTECTED MODES	
SIZE N/A	IC NO. LTC2986CLX DEMO CIRCUIT 2508A	REV. 1	
DATE: Tuesday, February 16, 2016		SHEET 1 OF 1	