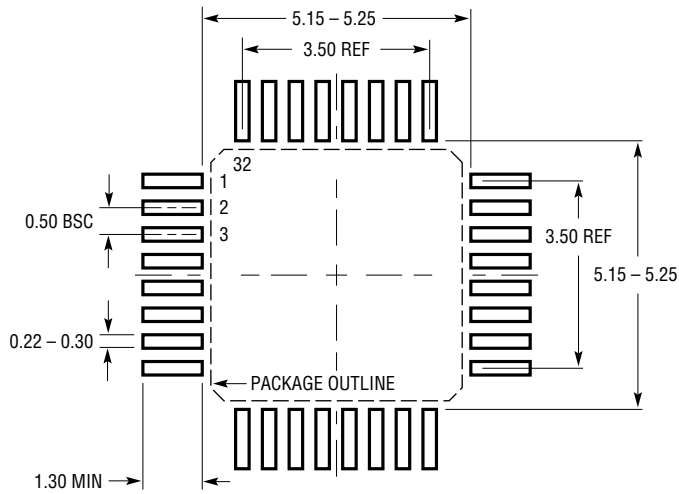
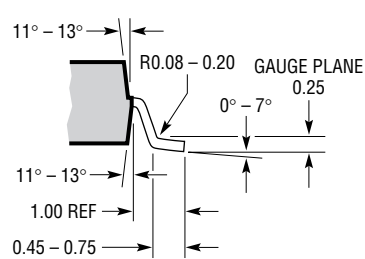
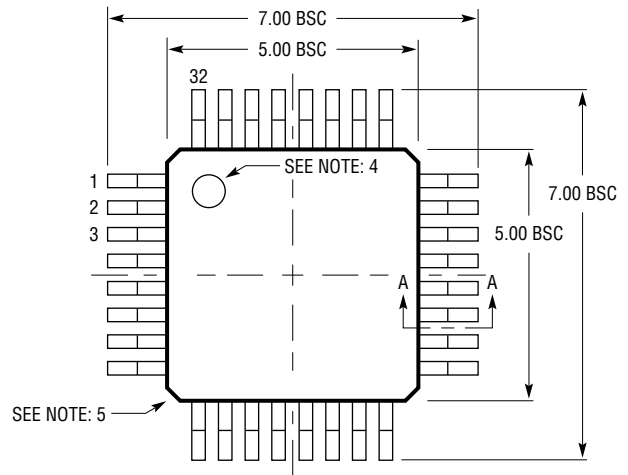


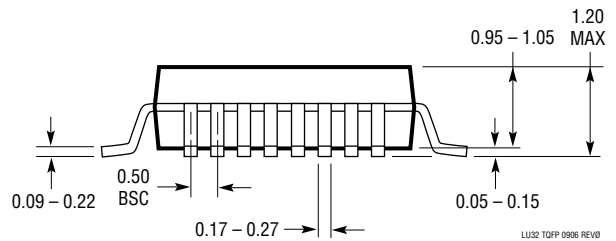
LU Package
32-Lead Plastic TQFP (5mm × 5mm)
 (Reference LTC DWG # 05-08-1735 Rev 0)



RECOMMENDED SOLDER PAD LAYOUT
 APPLY SOLDER MASK TO AREAS THAT ARE NOT SOLDERED



SECTION A - A



LUC2 TQFP 0906 REV0

NOTE:

1. DRAWING CONFORMS TO JEDEC #MS-026 PACKAGE OUTLINE
2. DIMENSIONS ARE IN MILLIMETERS
3. DIMENSIONS OF PACKAGE DO NOT INCLUDE MOLD FLASH. MOLD FLASH SHALL NOT EXCEED 0.25mm ON ANY SIDE, IF PRESENT

4. PIN-1 IDENTIFIER IS A MOLDED INDENTATION
5. EXACT SHAPE OF EACH CORNER IS OPTIONAL
6. DRAWING IS NOT TO SCALE