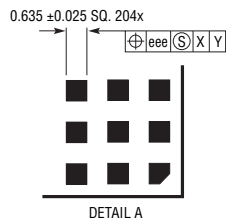

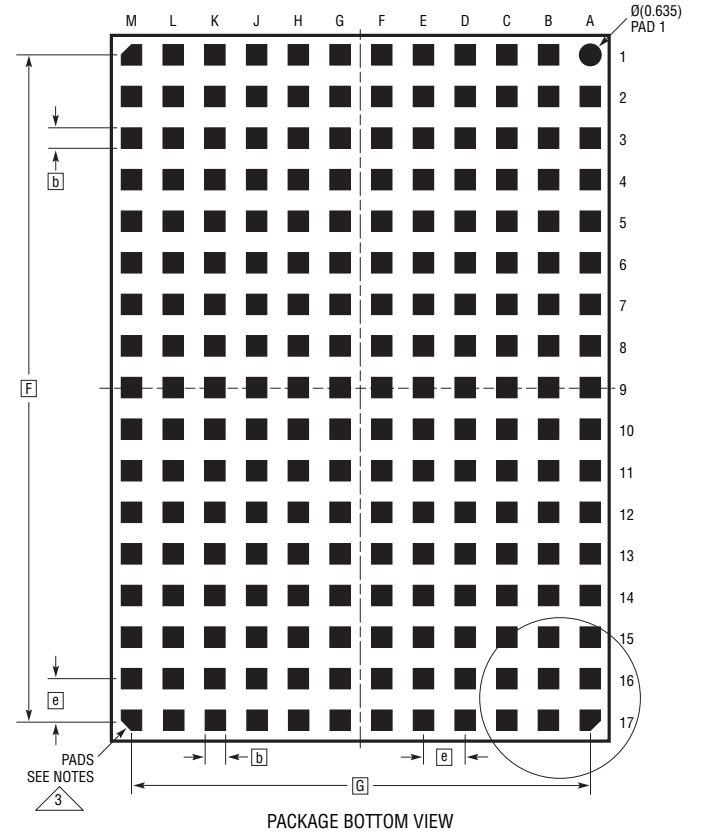
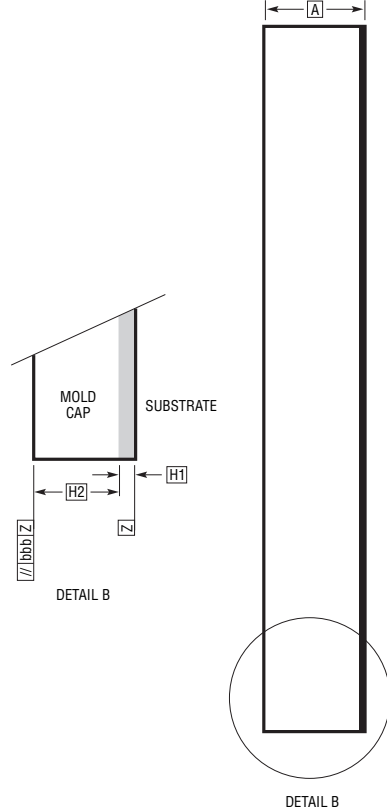
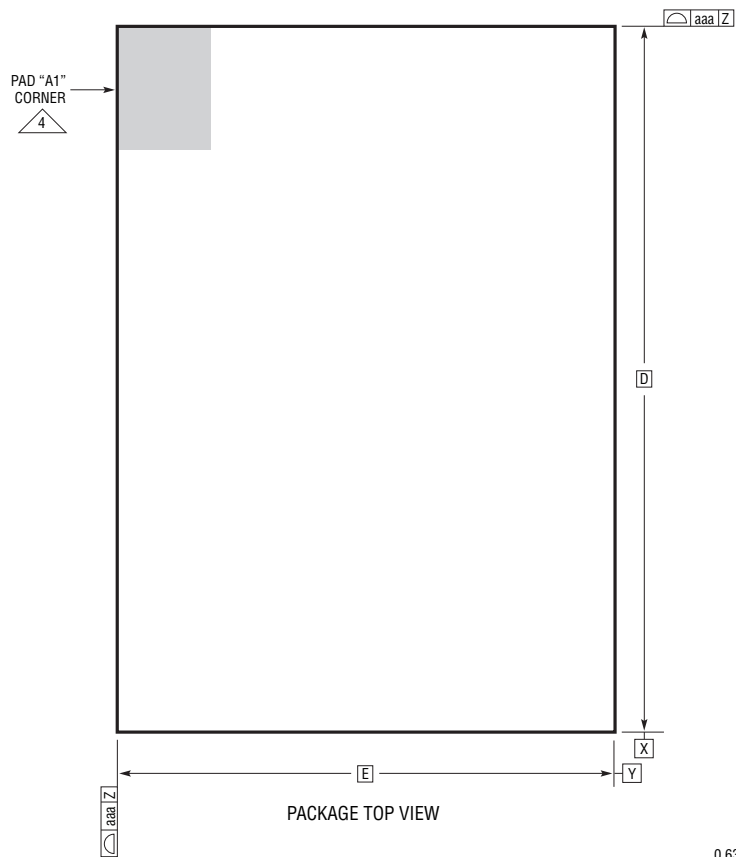


**LGA Package**  
**204-Lead (22mm × 15mm × 4.41mm)**  
 (Reference LTC DWG # 05-08-1841 Rev A)



DIMENSIONS				
SYMBOL	MIN	NOM	MAX	NOTES
A	4.31	4.41	4.51	
b	0.60	0.63	0.66	
D		22.0		
E		15.0		
e		1.27		
F		20.32		
G		13.97		
H1	0.36	0.41	0.46	
H2	3.95	4.00	4.05	
aaa			0.15	
bbb			0.10	
eee			0.05	

TOTAL NUMBER OF LGA PADS: 204

**NOTES:**

- DIMENSIONING AND TOLERANCING PER ASME Y14.5M-1994
- ALL DIMENSIONS ARE IN MILLIMETERS
- LAND DESIGNATION PER JESD MO-222, SPP-010
- DETAILS OF PAD #1 IDENTIFIER ARE OPTIONAL, BUT MUST BE LOCATED WITHIN THE ZONE INDICATED. THE PAD #1 IDENTIFIER MAY BE EITHER A MOLD OR MARKED FEATURE
- PRIMARY DATUM -Z- IS SEATING PLANE
- THE TOTAL NUMBER OF PADS: 114

