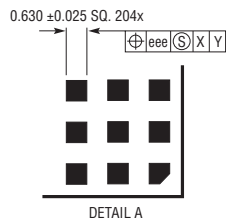

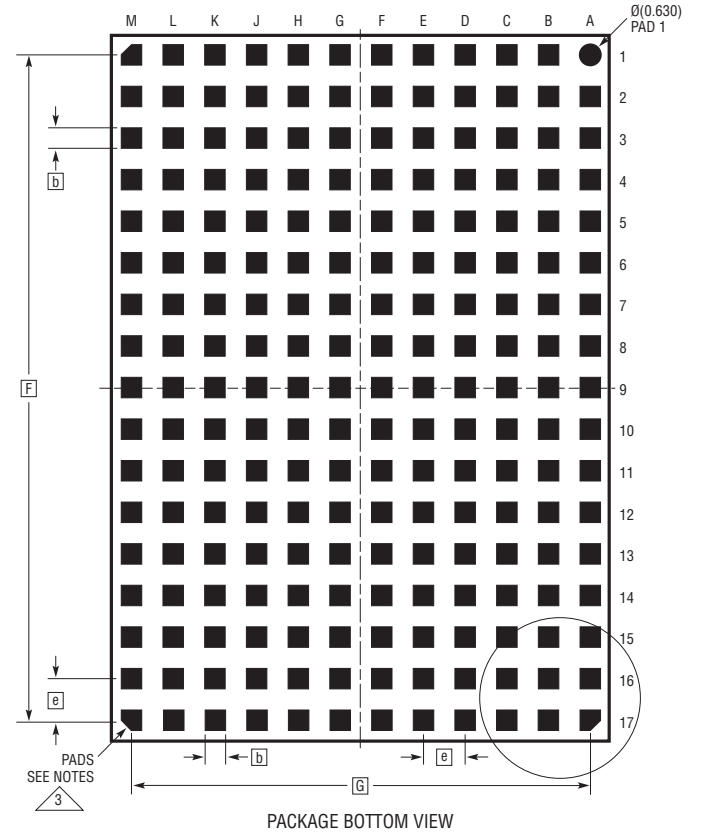
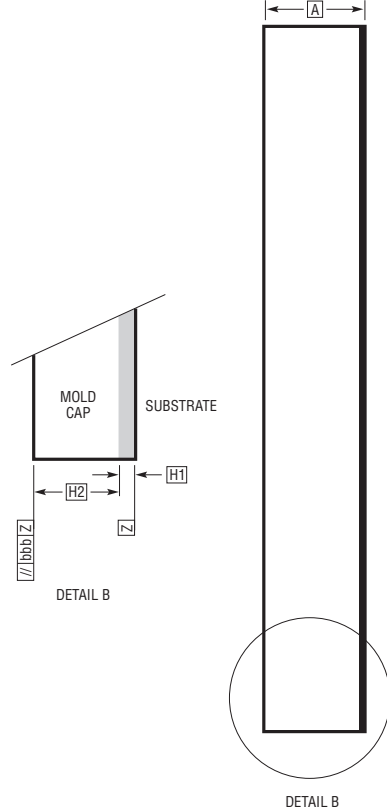
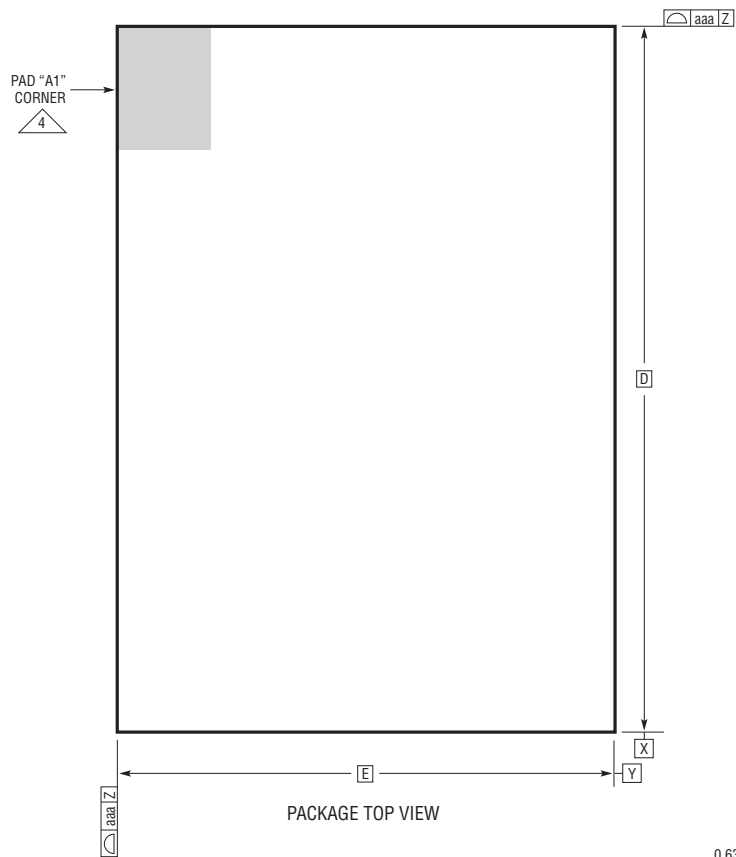


**LGA Package**  
**204-Lead (22mm × 15mm × 2.91mm)**  
 (Reference LTC DWG # 05-08-1822 Rev B)



DIMENSIONS				
SYMBOL	MIN	NOM	MAX	NOTES
A	2.81	2.91	3.01	
b	0.60	0.63	0.66	
D		22.0		
E		15.0		
e		1.27		
F		20.32		
G		13.97		
H1	0.36	0.41	0.46	
H2	2.45	2.50	2.55	
aaa			0.15	
bbb			0.10	
eee			0.05	

TOTAL NUMBER OF LGA PADS: 204

**NOTES:**

1. DIMENSIONING AND TOLERANCING PER ASME Y14.5M-1994
2. ALL DIMENSIONS ARE IN MILLIMETERS
3. LAND DESIGNATION PER JESD MO-222, SPP-010
4. DETAILS OF PAD #1 IDENTIFIER ARE OPTIONAL, BUT MUST BE LOCATED WITHIN THE ZONE INDICATED. THE PAD #1 IDENTIFIER MAY BE EITHER A MOLD OR MARKED FEATURE
5. PRIMARY DATUM -Z- IS SEATING PLANE
6. THE TOTAL NUMBER OF PADS: 204

